

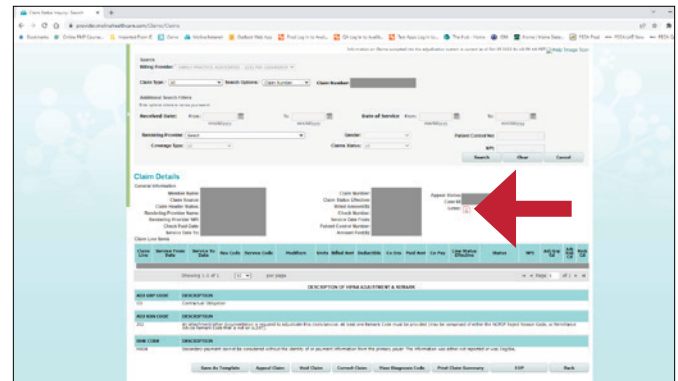
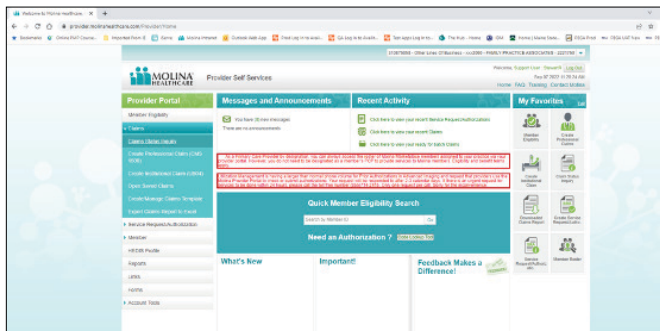
Checking Appeal Status on Legacy Portal

Molina has launched a new Claims Appeal status feature that allows Availity users to view and print final determination letters. It's as simple as searching for the claim via the Availity Appeal or Correct Eligible Claims Payer Spaces function. When the claim is located, you will see the status of the appeal displayed and can view and/or print the decision letter by clicking on the .pdf document file.

How to Access:

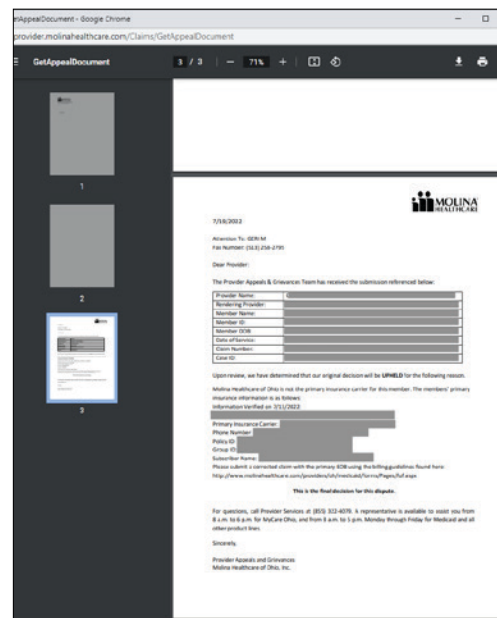
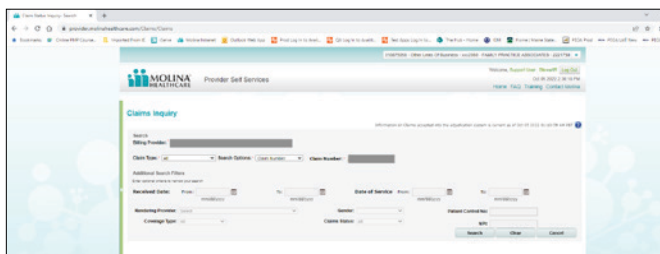
1. Availity Menu Bar > Payer Spaces > Molina Healthcare > Choose Applications Tab > Choose Appeal or Correct Eligible Claims
2. Choose Claims Status Inquiry

5. Now you can see the Appeal Status and view or print the letter



3. Enter Claim that you are checking and click search

6. Click on the .pdf Letter icon to view the Decision letter



4. Click on the Claim ID

